





Alps Light Grey 500x500

ALPS

This quintessential stone composition is reborn into the twenty first century with the supreme design of the Alps range. An organic and current composition that everyone will want to covet and aspire to.

Technical Information

SIZE	MATERIAL	THICKNESS	EDGE	INDICATION FOR USE	PRINT FACES	MODULUS OF RUPTURE	SURFACE FLATNESS	SURFACE LOOK	WATER ABSORPTION
300X300	GLAZED VITRIFIED	6.3	CUSHION	FLOOR/ WALL	9	>30	±0.6	>95% / 0.8	0.5<E<3.0
300X600	GLAZED VITRIFIED	8.5	CUSHION	FLOOR/ WALL	12	>30	±0.6	>95% / 0.8	0.5<E<3.0
500X500	GLAZED VITRIFIED	8	CUSHION	FLOOR/ WALL	10	≥35	±0.6	>95% / 0.8	0.5<E<3.0

ALPS



ALPS WHITE 500X500

ALPWHI5050M - ALPS WHITE MATT
ALPWHI5050X - ALPS WHITE EXTERNAL




ALPS BEIGE 500X500

ALPBEI5050M - ALPS BEIGE MATT
ALPBEI5050X - ALPS BEIGE EXTERNAL




ALPS LIGHT GREY 500X500

ALPLIGGRE5050M - ALPS LIGHT GREY MATT
ALPLIGGRE5050X - ALPS LIGHT GREY EXTERNAL




ALPS WHITE 300X600

ALPWHI3060M - ALPS WHITE MATT



ALPS BEIGE 300X600

ALPBEI3060M - ALPS BEIGE MATT




ALPS LIGHT GREY 300X600

ALPLIGGRE3060M - ALPS LIGHT GREY MATT




ALPS WHITE 300X300

ALPWHI3030M - ALPS WHITE MATT



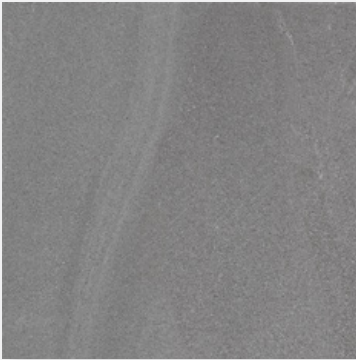
ALPS BEIGE 300X300

ALPBEI3030M - ALPS BEIGE MATT




ALPS LIGHT GREY 300X300

ALPLIGGRE3030M - ALPS LIGHT GREY MATT




ALPS DARK GREY 500X500

ALPDARGRE5050M - ALPS DARK GREY MATT
ALPDARGRE5050X - ALPS DARK GREY EXTERNAL




ALPS BLACK 500X500

ALPBLA5050M - ALPS BLACK MATT
ALPBLA5050X - ALPS BLACK EXTERNAL




ALPS DARK GREY 300X600

ALPDARGRE3060M - ALPS DARK GREY MATT




ALPS BLACK 300X600

ALPBLA3060M - ALPS BLACK MATT



ALPS DARK GREY 300X300

ALPDARGRE3030M - ALPS DARK GREY MATT



ALPS BLACK 300X300

ALPBLA3030M - ALPS BLACK MATT

ICONS

Finish

This describes the type of tile surface finish applicable to the slip rating icon



GLOSS
Shiny surface



LAPPATO
Partial shiny surface



MATT
Smooth, non-reflective



NATURAL
Textured surface



ALFRESCO
Slightly textured



EXTERNAL
Slip-resistant

Slip Rating

The below explanations are based on the level of risk potentially involved



VERY HIGH
Internal



HIGH
Internal & covered external



MODERATE
Internal & covered external



LOW
External suitable



VERY LOW
External suitable

Colour and Pattern Variation

This indicates the level of print variation to expect with a tile range



UNIFORM APPEARANCE
Minimal variation



SLIGHT VARIATION
Pattern with similarities



MODERATE VARIATION
Significant variation



HIGH VARIATION
Random & extreme variation

Colours and patterns of visual examples could vary from final product as screen and print settings could effect display.

